













Machine	Explode	Code	Description
Buffalo Hot Cider and Mulled Wine Urn	1	AS433	Lid Handle
Buffalo Hot Cider and Mulled Wine Urn	3		S/S Lid
Buffalo Hot Cider and Mulled Wine Urn	2		Lid Handle Left
Buffalo Hot Cider and Mulled Wine Urn	4		Body Handle Left
Buffalo Hot Cider and Mulled Wine Urn	5		S/S Reservoir
Buffalo Hot Cider and Mulled Wine Urn	6	AS434	Tap
Buffalo Hot Cider and Mulled Wine Urn	7	AS435	120C Thermostat
Buffalo Hot Cider and Mulled Wine Urn	8		Steel Support Bracket
Buffalo Hot Cider and Mulled Wine Urn	9		Manual-Reset Assembly
Buffalo Hot Cider and Mulled Wine Urn	10		Connecting Ring
Buffalo Hot Cider and Mulled Wine Urn	11		S/S Base
Buffalo Hot Cider and Mulled Wine Urn	12	AS436	98C Thermostat
Buffalo Hot Cider and Mulled Wine Urn	13		Temperature Dial
Buffalo Hot Cider and Mulled Wine Urn	14	N111	Plastic Foot
Buffalo Hot Cider and Mulled Wine Urn	15		Red Control Light
Buffalo Hot Cider and Mulled Wine Urn	16		Green Control Light
Buffalo Hot Cider and Mulled Wine Urn	17	AP614	UK Power Cord
Buffalo Hot Cider and Mulled Wine Urn	18	AN649	Power Cord Clip
Buffalo Hot Cider and Mulled Wine Urn	19		Body Handle Right
Buffalo Hot Cider and Mulled Wine Urn	20		Lid Handle Right